

MIN. 26 GA. RESIDENTIAL ROOF PANEL LOAD TABLE OVER 1x4 WOOD PURLINS

REED'S
METALS, INC.

Buildings having a Roof Mean Height \leq 20'-0"; Roof Slope: 2"/12" -6"/12" Gable or Hip Roof
Wind Speeds 130-160 mph, Exp C, Risk Category II, Enclosed Bldg. based on FLORIDA BUILDING CODE 2010

MIN. 26 GA. RESIDENTIAL PANEL FASTENER SPACING						
ZONE	FASTENER	SUBSTRATE	WIND SPEED ZONE			
			130	140	150	160
			ON CENTER SPACING	ON CENTER SPACING	ON CENTER SPACING	ON CENTER SPACING
ZONE 1	#9-15-1-1/2"	1x4 WOOD PURLINS	24" TYPE 1	24" TYPE 1	24" TYPE 1	24" TYPE 1
ZONE 2	#9-15-1-1/2"	1x4 WOOD PURLINS	24" TYPE 1	24" TYPE 1	24" TYPE 1	24" TYPE 1
ZONE 3	#9-15-1-1/2"	1x4 WOOD PURLINS	24" TYPE 2	24" TYPE 2	24" TYPE 2	24" TYPE 2

PANEL DESCRIPTION: MIN. 26 GA. GRADE 80, 36" COVERAGE, 3/4" TALL.

PANEL ROLLFORMER: MRS METAL ROOFING SYSTEMS

PANEL FASTENER: (1) #9-15 x 1-1/2" WOODGRIP W/ SEALING WASHER.

MAXIMUM ALLOWABLE PANEL UPLIFT PRESSURE: 109.25 PSF @ 24" FASTENER SPACING TYPE 1 FASTENER PATTERN, 123.5 PSF @ 24" FASTENER SPACING TYPE 2 FASTENER PATTERN BASED ON TAS 125, UL 580/UL 1897 TESTING.

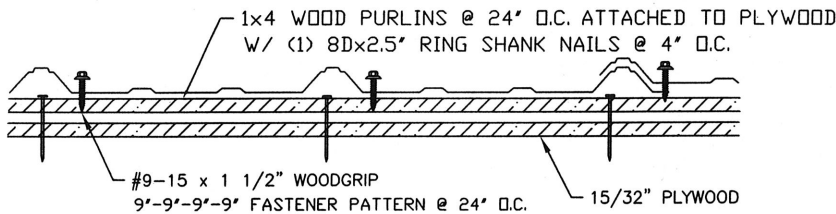
SUBSTRATE: 1x4 WOOD PURLINS OVER MIN. 15/32" THICK PLYWOOD. WOOD PURLINS ATTACHED TO PLYWOOD W/ MIN. 8DX2.5 RING SHANK NAILS AT 4" O.C. PURLINS AND PLYWOOD MUST BE DESIGNED IN ACCORDANCE WITH FBC 2010.

ROOF SLOPE: ON ROOF SLOPES LESS THAN 3:12, LAP SEALANT MUST BE USED IN PANEL SIDE LAPS.


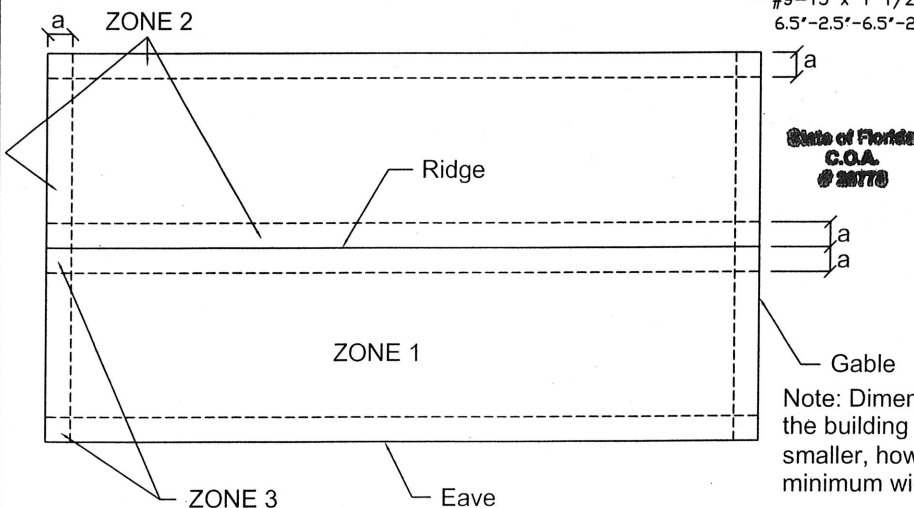
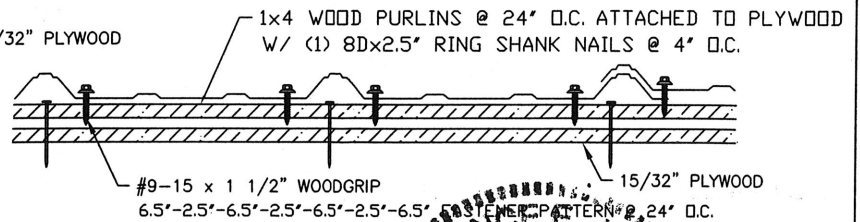
LOAD TABLE BASED ON WIND PRESSURES CALCULATED PER ASCE 7-10 ($K_d=0.85$) MULTIPLIED BY 0.6 PER FBC 2010, SECTION 1609.1.5.

LOAD TABLE DOES NOT INCLUDE OVERHANG ZONES

TYPE 1 FASTENER PATTERN



TYPE 2 FASTENER PATTERN



Note: Dimension (a) is defined as 10% of the minimum width of the building or 40% of the mean height of the roof, whichever is smaller, however, (a) cannot be less than either 4% of the minimum width of the building or 3 feet.